



MM[®] ColorJoint / SIF Series

Seismic Silicone & Impregnated Expanding Foam

DESCRIPTION

ColorJoint SIF Seismic Expansion Joint combines two high performance expansion joint systems into one monolithic waterproof sealing system. Dow Corning[®] 790 factory applied seismic silicone surface seal and a secondary micro-cell self-expanding foam impregnated with an acrylic polymer that is UV stable, flame resistant, chemical resistant, and meets ASTM 283, ASTM 518, and DIN 18542.

BASIC USE

ColorJoint SIF is designed for sealing vertical expansion joints that measure 1" or larger. The outstanding physical properties of the ColorJoint SIF allows for a watertight seal in a wide variety of architectural applications – brick, block, concrete, EFIS, window-walls, metal panels and the like.

FEATURES

- ± 50% seismic movement capability.
- Near zero tensile stress at bond line.
- Conforms to irregular openings virtually eliminating the risk of costly water damage.
- Binary silicone seal and impregnated foam nearly eliminates possibility of punctures.
- Permanently elastic and will expand and accommodate the required joint movement.
- Watertight, dust-proof, airtight and soundproof.
- Resistant to UV, ozone, acid rain, wind driven rain and extreme temperatures.
- Easy to install, no fasteners or anchors.

SPECIAL FEATURES

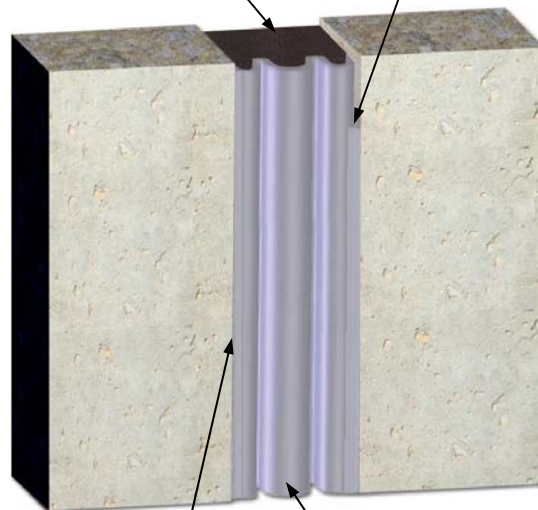
- Does not rely on the silicone surface seal to provide a watertight seal. Self-expanding impregnated foam is also a watertight seal.
- Resilient and flexible to -39°F.
- Provides interior vapor, dust, acoustical, air and sound-dampening control.

LIMITATIONS

- Surfaces must be sound, dry, and free of any laitance, curing agents or foreign matter.
- Do not install when substrate or ambient temperatures above 94°F (35°C) or below -15°F (-25°C).

Self-expanding Micro-cell Foam Impregnated with Acrylic Polymer

Field Applied Dow Corning[®] 790 Silicone Edge Sealant



Factory applied Pressure-sensitive sidewall adhesive

Factory Bonded Silicone Bellows Seismic Seal

DOW is a registered trademark of Dow Corning Corporation, Midland, Michigan

PACKAGING

ColorJoint SIF Series Expansion Joint is supplied in 5-foot lengths.

Silicone Sealant is packaged in 10.3-fl oz (305-ml) disposable cartridges that fit ordinary caulking guns.

STORAGE

All materials should be stored off the ground in a cool, dry location 70-80°F (20-27°C) for a minimum of 24 hours prior to installation regardless of the temperature at installation location.

PRECAUTIONS

Use with adequate ventilation. Uncured sealant may cause skin and eye irritation. In case of eye contact, immediately flush with water. Avoid prolonged or repeated skin contact. Read and follow labels and Material Safety Data Sheet before use.


COLOR OPTIONS

See Page 2 to select from 12 available colors or provide your own sample to be color matched.

SPECIAL DATA
MM Systems Corp. • 50 MM Way, Pendergrass, GA 30567 • 866.506.6929 • www.mmsystems.com

MM[®] ColorJoint/SIF Color Chart

STANDARD SILICONE COLORS



Precast White



Limestone



Gray



Black



Bronze



Sandstone



Adobe Tan



Dusty Rose



Rustic Brick



Blue Spruce



Charcoal



Natural Stone

SILICONE COLORS

ColorJoint/SIF colors are made from long lasting Dow Corning[®] 790 Silicone polymers that resists deterioration due to:

- Ultra Violet Rays
- Ozone
- Acid Rain
- Extreme Temperatures

STANDARD COLORS

ColorJoint/SIF Standard Colors compounds are stocked and ready for manufacturing and delivery within two weeks of order placement. Lead times may vary – contact MM for promise dates.

CUSTOM COLORS

ColorJoint/SIF Custom Colors compounds require additional manufacturing lead-time. Contact MM for availability and quantity minimums. Lead times may vary – contact MM for promise dates.

COLOR MATCHING

Color Matching is available with certain restrictions. Minimum quantities may be required. Contact MM Systems for additional information.

COLOR CHART

Color samples are as close as possible but actual product may vary slightly. For best results, submit color samples or swatches to our lab for color testing and matching.

Dow Corning is a registered trademark of Dow Corning Corporation, Midland, Michigan



MM
MM SYSTEMS

50 MM Way, Pendergrass, GA 30567 • 866.506.6929 • www.mmsystemscorp.com

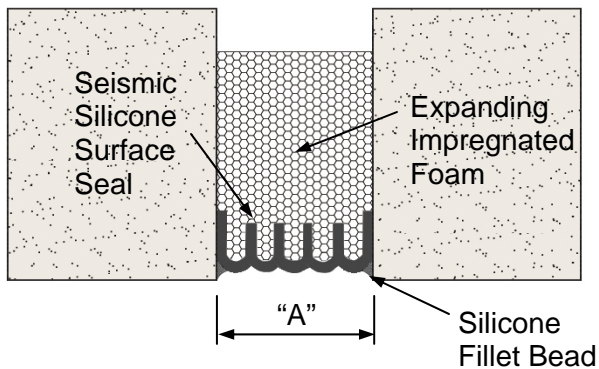
Spec Data

MM[®] ColorJoint / SIF Series

SELECTION GUIDE

Model Number	Total Movement		Movement Range "A"				Expansion Joint Size			
			Min.		Max.		Nominal		Seal Depth	
SIF-050	0.50	13	0.250	6	0.75	19	0.50	13	1.50	38
SIF-063	0.625	16	0.312	8	0.9375	24	0.625	16	1.50	38
SIF-075	0.75	19	0.375	10	1.125	29	0.75	19	1.50	38
SIF-100	1.00	25	0.500	25	1.500	38	1.00	25	2.00	51
SIF-125	1.25	32	0.625	16	1.875	48	1.25	32	2.00	51
SIF-150	1.50	38	0.750	19	2.250	57	1.50	38	2.00	51
SIF-175	1.75	44	0.875	22	2.625	67	1.75	44	2.00	51
SIF-200	2.00	51	1.000	25	3.00	76	2.00	51	3.00	76
SIF-225	2.25	57	1.125	28	3.375	86	2.25	57	3.00	76
SIF-250	2.50	64	1.250	32	3.750	95	2.50	64	3.00	76
SIF-275	2.75	70	1.375	35	4.125	105	2.75	70	3.00	76
SIF-300	3.00	76	1.500	38	4.500	114	3.00	76	3.00	76
SIF-325	3.25	83	1.562	41	4.812	122	3.25	83	3.00	76
SIF-350	3.50	89	1.750	44	5.250	133	3.50	89	3.00	76
SIF-375	3.75	96	1.875	48	5.625	143	3.75	96	4.00	102
SIF-400	4.00	102	2.00	51	6.00	152	4.00	102	4.00	102
SIF-500	5.00	127	2.50	64	7.50	191	5.00	127	4.00	102
SIF-600	6.00	152	3.00	76	9.00	229	6.00	152	4.00	102
SIF-700	7.00	178	3.50	89	10.50	267	7.00	178	5.00	^{EIF} 127
SIF-800	8.00	203	4.00	102	12.00	305	8.00	203	5.00	127

Dimensions are in **inches** (bold) and millimeters.



LIMITED WARRANTY

MM Systems warrants the SIF System to be free of defects in material and conform to technical data listed. We make no warranty as to color or appearance. Since methods of application can affect performance and on site conditions are beyond our control, MM Systems makes no other warranty, expressed or implied, including warranties of MERCHANTABILITY AND FITNESS FOR A PARTICULAR PURPOSE. MM Systems sole obligation shall be, at its option, to replace, or to refund the purchase price of the quantity of system proved to be defective. In no event shall MM Systems be liable for any special, incidental, consequential, loss of profits or punitive damages. Other warranties may be available when installed by a MM Systems Certified Contractor.

MM Systems reserves the right to amend or withdraw information contained herein, without notice, and will not be liable for any inaccuracy or ambiguity of said information.

Current Issue 2-06-09



MM
MM SYSTEMS

50 MM Way, Pendergrass, GA 30567 • 866.506.6929 • www.mmsystemscorp.com

Spec Data

PHYSICAL PROPERTIES

EIF - Physical Properties	Test Method	Typical Value
Density Average	ASTM D3575	10 lb./cu.ft.
Resistance - Thermal	ASTM C518	3.3, hr-°F-ft ² /Btu
Conductivity - Thermal	ASTM C518	0.05 W/m.°C
Temperature Stability Range	ASTM D1056	-40°F to 212°F
Shear Strength		8N/cm ² min.
Tensile strength	ASTM 3574	21 psi, min
Compression Set Resistance	ASTM 3574	2.5%, max.
Bleeding (212°F at 20% compress)		None
Mildew Resistance		Excellent

Silicone - Physical Properties	Test Method	Typical Value
Durometer Hardness, Shore A	ASTM C661	15 points
Tensile Strength, maximum	ASTM D412	100 psi / .07 kg/mm ²
Peel Strength	ASTM C794	25 lb/in / 4.46 kg/cm
Tensile, at 25% extension	ASTM C1135	15 psi / .01 kg/mm ²
at 50% extension		20 psi / .015 kg/mm ²
Joint Movement Capabilities	ASTM C719	+100/-50

Listed properties are approximate values - actual field results may vary.

INSTALLATION

- 1) Repair all unsound concrete. Joint opening sidewall interface areas must be clean and dry prior to installation.
- 2) Lay out the SIF next to the joint opening to check for appropriate length and width. SIF supplied should be precompressed to a size smaller than the intended opening.
- 3) Remove shrink-wrap and masonite packaging from the SIF Seal. Remove release paper from both sides of the SIF prior to installation.
- 4) SPLICES - The ends will be compressed and butt spliced together. Apply silicone across splice area. Allow the SIF ends to expand against each other creating an interference fit.
- 5) Position seal according to dimensional guidelines.
- 6) Do not twist or stretch. The rate of expansion is dependent on the temperature.
- 7) Apply silicone splice bead at all field splices.
- 8) Refer to ColorJoint/SIF Installation Guideline for detailed step-by-step instructions.