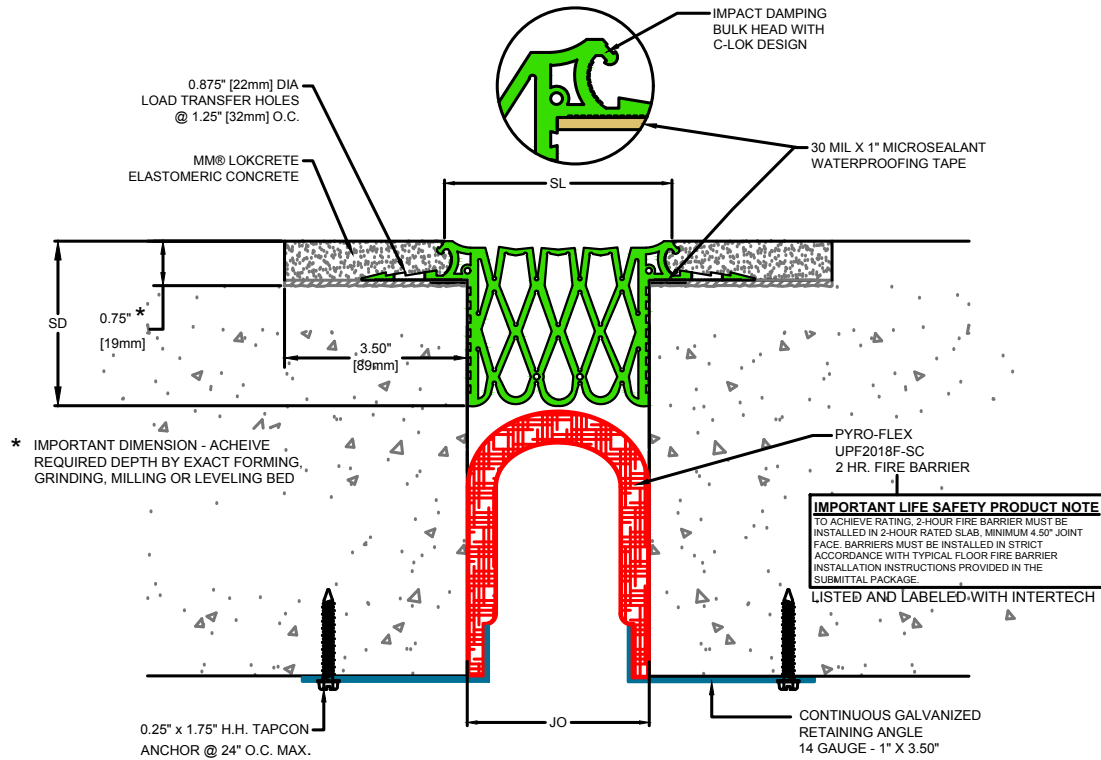


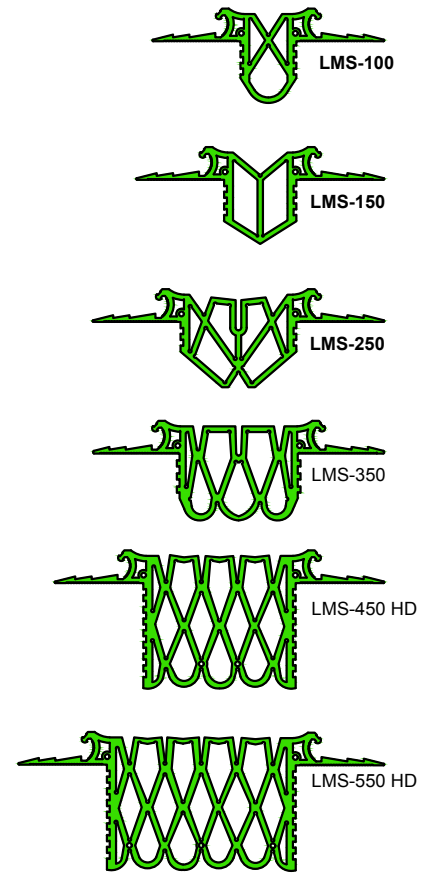
Model Number	Nominal (JO _w)		Nominal (SL _w)		Thermal Movement (JO _r)		Installation Range (JO _i)		Total (JO _t)		Seal Depth (SD)					
	Minimum	Maximum	Minimum	Maximum	Minimum	Maximum	Minimum	Maximum	Minimum	Maximum	Minimum	Maximum				
LMS-100	0.625	16	1.625	41	0.375	10	1.00	25	0.50	13	0.75	19	0.875	22	2.500	64
LMS-150	1.000	25	2.000	51	0.500	13	1.50	38	0.75	19	1.25	32	1.250	32	2.625	67
LMS-250	1.750	44	2.750	70	0.750	19	2.50	64	1.25	32	2.25	57	2.500	64	3.000	76
LMS-350	2.500	64	3.500	89	1.000	25	3.50	89	1.50	38	3.25	83	3.250	83	2.500	64
LMS-450HD	3.000	76	4.000	102	1.500	38	4.50	114	2.25	57	4.25	108	4.000	102	3.500	89
LMS-550HD	4.500	114	5.500	140	1.500	38	6.00	152	3.00	76	5.25	133	5.000	127	4.250	108

Dimension shown in inches (bold) and millimeters. JO = Joint Opening. SL = Sight Line. Color Options for LokCrete and rubber seals are Black or Special Order Gray. Safety Margin Movement - seals engineered with an additional 0.50 inch of movement capacity (not included in table above) to accommodate concrete shrinkage, vertical deflection and unexpected movement.



LMS Series Expansion Joint & UPF Fire Barrier
(Slab-to-Slab)

SEAL PROFILE



50 MM WAY
PENDERGRASS, GA. 30567
706-824-7500 PHONE
800-241-3460 TOLL FREE
706-824-7501 FAX

www.mm-usa.com

For Spec-Data, Install Guides and other data visit www.mm-usa.com.

RIGHTS OF DESIGN

All rights of design, detail, engineering and/or invention contained herein are the property of MM Systems Corporation and hereby reserved and are not to be reproduced or provided to any other party. MM Systems Corporation reserves the right to amend or withdraw any information contained herein without notice and will not be liable for any inaccuracy or ambiguity of said information.

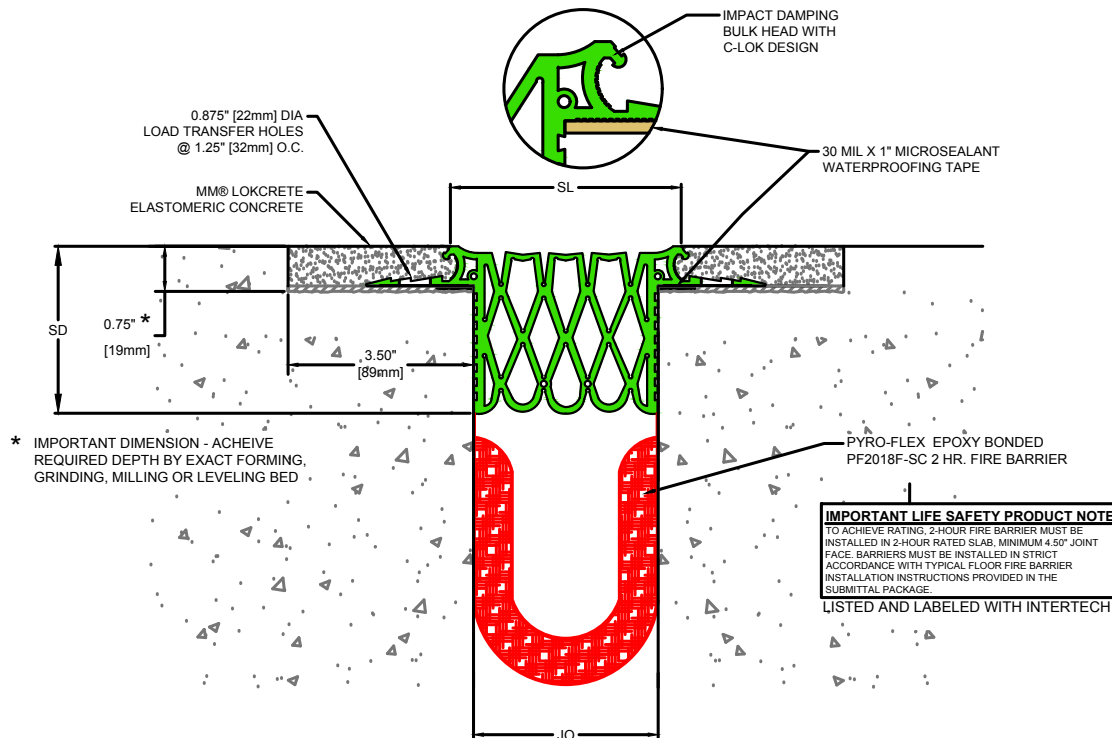
LokCrete Membrane Seal Expansion Joint

LMS & Underslab UPF Fire Barrier

Drawn by: DMW	Scale: NTS	Drawing Number:
SHT. 1 OF 2	Issue Date: 06-29-2017	30103-01

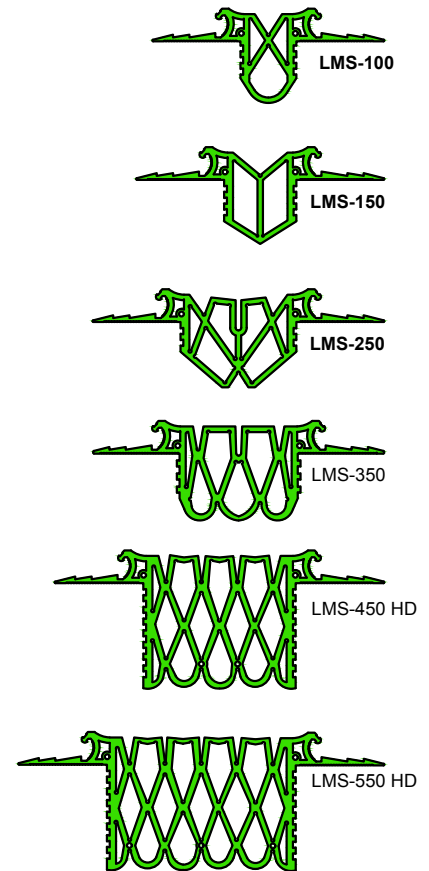
Model Number	Nominal (JO _N)		Nominal (SL _N)		Thermal Movement (JO _T)		Installation Range (JO)				Total (JO _T) Movement	Seal Depth (SD)				
	(in)	(mm)	(in)	(mm)	Minimum	Maximum	Minimum	Maximum	Minimum	Maximum	(in)	(mm)				
LMS-100	0.625	16	1.625	41	0.375	10	1.00	25	0.50	13	0.75	19	0.875	22	2.500	64
LMS-150	1.000	25	2.000	51	0.500	13	1.50	38	0.75	19	1.25	32	1.250	32	2.625	67
LMS-250	1.750	44	2.750	70	0.750	19	2.50	64	1.25	32	2.25	57	2.500	64	3.000	76
LMS-350	2.500	64	3.500	89	1.000	25	3.50	89	1.50	38	3.25	83	3.250	83	2.500	64
LMS-450HD	3.000	76	4.000	102	1.500	38	4.50	114	2.25	57	4.25	108	4.000	102	3.500	89
LMS-550HD	4.500	114	5.500	140	1.500	38	6.00	152	3.00	76	5.25	133	5.000	127	4.250	108

Dimension shown in inches (bold) and millimeters. JO = Joint Opening. SL = Sight Line. Color Options for LokCrete and rubber seals are Black or Special Order Gray. Safety Margin Movement - seals engineered with an additional 0.50 inch of movement capacity (not included in table above) to accommodate concrete shrinkage, vertical deflection and unexpected movement.



LMS Series Expansion Joint & Epoxy Bonded Fire Barrier
(Slab-to-Slab)

SEAL PROFILE



IMPORTANT LIFE SAFETY PRODUCT NOTE
TO ACHIEVE RATING, 2-HOUR FIRE BARRIER MUST BE INSTALLED IN 2-HOUR RATED SLAB, MINIMUM 4.50\"/>



50 MM WAY
PENDERGRASS, GA. 30567
706-824-7500 PHONE
800-241-3460 TOLL FREE
706-824-7501 FAX

www.mm-usa.com

For Spec-Data, Install Guides and other data visit www.mm-usa.com.

RIGHTS OF DESIGN

All rights of design, detail, engineering and/or invention contained herein are the property of MM Systems Corporation and hereby reserved and are not to be reproduced or provided to any other party. MM Systems Corporation reserves the right to amend or withdraw any information contained herein without notice and will not be liable for any inaccuracy or ambiguity of said information.

LokCrete Membrane Seal Expansion Joint

LMS & Epoxy Bonded Fire Barrier

Drawn by: DMW	Scale: NTS	Drawing Number: 30103-01
SHT. 2 OF 2	Issue Date: 06-29-2017	