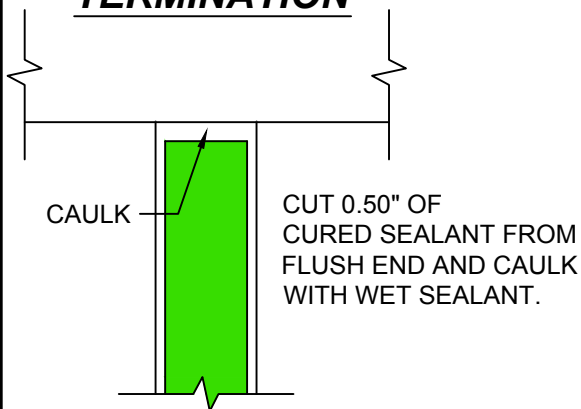
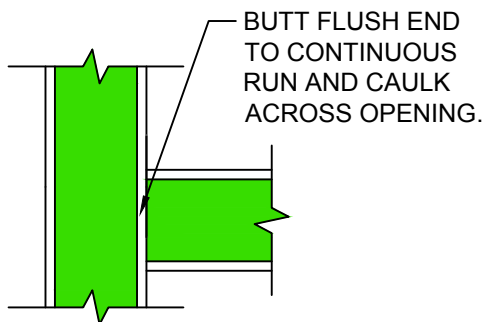


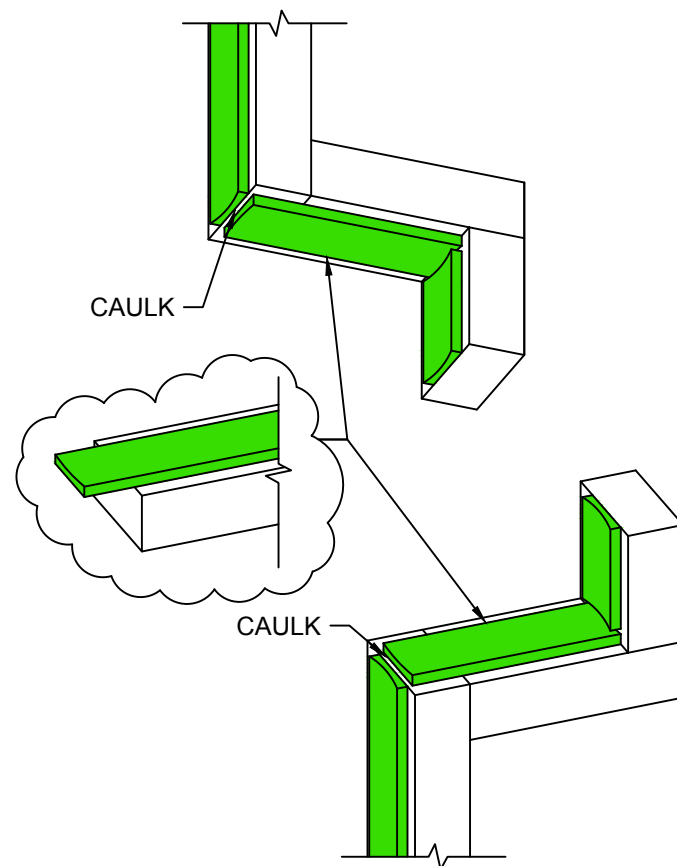
### TERMINATION



### TEE TRANSITION

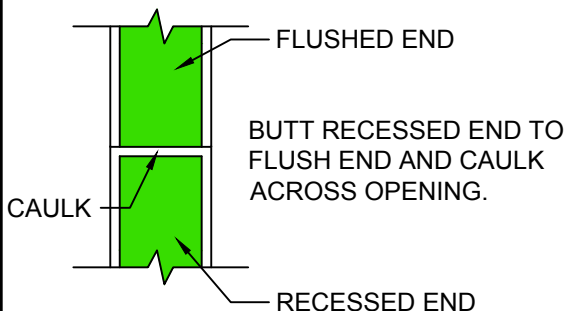


### VERTICAL TO HORIZONTAL TRANSITIONS

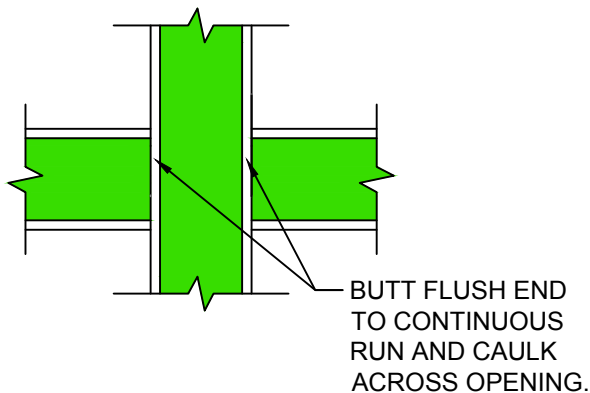


CUT BACK 1.25" OF POLYURETHANE AND REMOVE, PLACE ESS IN HORIZONTAL JOINT. PLACE THE FLUSH END OF THE VERTICAL ESS UNDER THE EXPOSED SEALANT OF THE HORIZONTAL ESS AND CAULK REVEAL.

### BUTT JOINT



### CROSSING TRANSITION



### RIGHTS OF DESIGN

All rights of design, detail, engineering and/or invention contained herein are the property of MM Systems Corporation and hereby reserved and are not to be reproduced or provided to any other party. MM Systems Corporation reserves the right to amend or withdraw any information contained herein without notice and will not be liable for any inaccuracy or ambiguity of said information.

### **ColorJoint Engineered Silicone System Expansion Joint** **ESS Transtitions Directional Changes**

Drawn by: DMW	Scale: NTS	Drawing Number: <b>30701-01</b>
SHT. 1 OF 1	Issue Date: 05-02-2016	



50 MM WAY  
PENDERGRASS, GA. 30567  
706-824-7500 PHONE  
800-241-3460 TOLL FREE  
706-824-7501 FAX

[www.mm-usa.com](http://www.mm-usa.com)

For Spec-Data, Install Guides and other data visit [www.mm-usa.com](http://www.mm-usa.com).