

IMPORTANT LIFE SAFETY PRODUCT NOTE

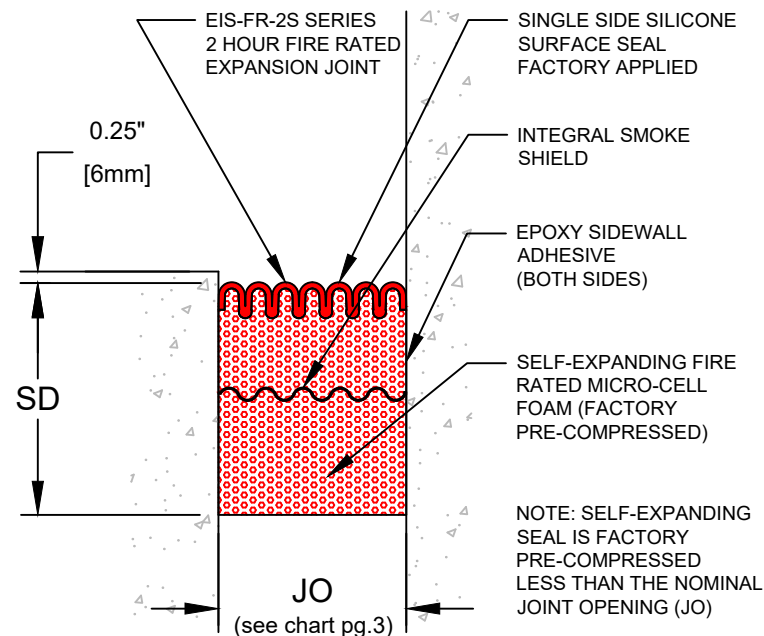


LISTING DESIGN
(see page 3 chart)

2-HOUR FOAM SEAL FIRE BARRIER MUST BE INSTALLED IN A PROPERLY CONSTRUCTED 2-HOUR ENDURANCE RATED CONCRETE SLAB WITH AN OVERALL THICKNESS THAT COMPLIES WITH IBC TABLE 721.2.2.1 FOR "MINIMUM SLAB THICKNESS", BUT NOT LESS THAN 4.5-INCHES AT THE VERTICAL FACE OF THE JOINT OPENING. BARRIERS MUST BE INSTALLED IN STRICT ACCORDANCE WITH MM SYSTEMS PRODUCT INSTALLATION INSTRUCTIONS. CONTRACTOR MUST VERIFY PRIOR TO FABRICATION.

EIS-FR-2S

**2 Hour Fire Rated Series Expansion Joint
Slab-to-Slab (Single Side Silicone)**



IMPORTANT LIFE SAFETY PRODUCT NOTE



LISTING DESIGN
(see page 3 chart)

2-HOUR FOAM SEAL FIRE BARRIER MUST BE INSTALLED IN A PROPERLY CONSTRUCTED 2-HOUR ENDURANCE RATED CONCRETE SLAB WITH AN OVERALL THICKNESS THAT COMPLIES WITH IBC TABLE 721.2.2.1 FOR "MINIMUM SLAB THICKNESS", BUT NOT LESS THAN 4.5-INCHES AT THE VERTICAL FACE OF THE JOINT OPENING. BARRIERS MUST BE INSTALLED IN STRICT ACCORDANCE WITH MM SYSTEMS PRODUCT INSTALLATION INSTRUCTIONS. CONTRACTOR MUST VERIFY PRIOR TO FABRICATION.

EIS-FR-2S

**2 Hour Fire Rated Series Expansion Joint
Slab-to-Wall (Single Side Silicone)**



50 MM WAY
PENDERGRASS, GA. 30567
706-824-7500 PHONE
800-241-3460 TOLL FREE
706-824-7501 FAX

www.mm.systems

For Spec-Data, Install Guides, and other data visit www.mm-usa.com

RIGHTS OF DESIGN

All rights of design, detail, engineering and/or invention contained herein are the property of MM Systems and hereby reserved and are not to be reproduced or provided to any other party. MM Systems reserves the right to amend or withdraw any information contained herein without notice and will not be liable for any inaccuracy or ambiguity of said information.

Expanding Impregnated Seal - 2 Hour Fire Rated Expansion Joint

EIS-FR-2S Series

Drawn by:
MVP

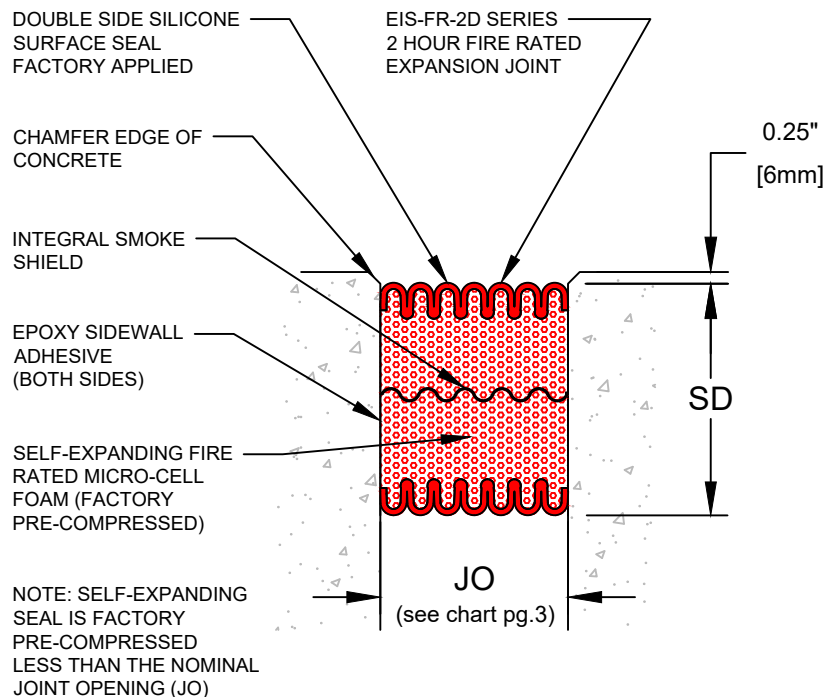
Scale:
NTS

Drawing Number:

SHT. 1 OF 3

Issue Date:
11/20/2020

31652-01



IMPORTANT LIFE SAFETY PRODUCT NOTE

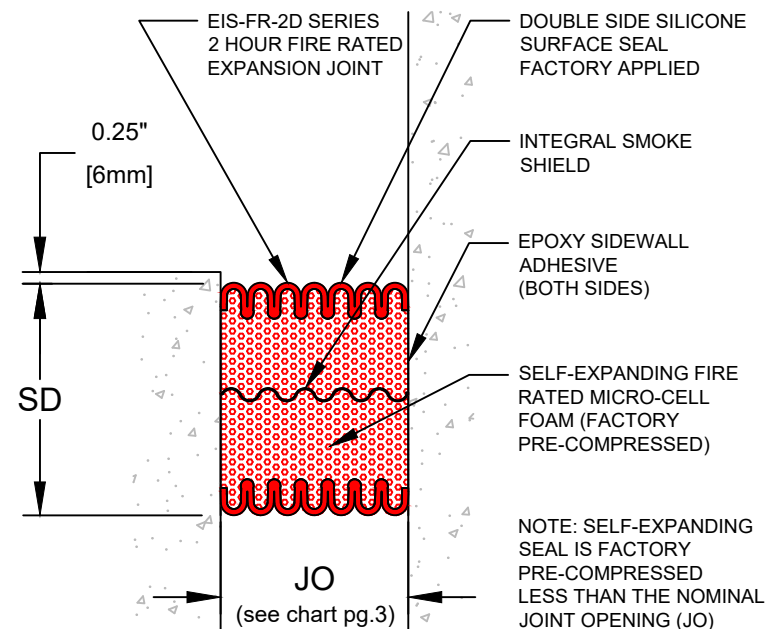


LISTING DESIGN
(see page 3 chart)

2-HOUR FOAM SEAL FIRE BARRIER MUST BE INSTALLED IN A PROPERLY CONSTRUCTED 2-HOUR ENDURANCE RATED CONCRETE SLAB WITH AN OVERALL THICKNESS THAT COMPLIES WITH IBC TABLE 721.2.2.1 FOR "MINIMUM SLAB THICKNESS", BUT NOT LESS THAN 4.5-INCHES AT THE VERTICAL FACE OF THE JOINT OPENING. BARRIERS MUST BE INSTALLED IN STRICT ACCORDANCE WITH MM SYSTEMS PRODUCT INSTALLATION INSTRUCTIONS. CONTRACTOR MUST VERIFY PRIOR TO FABRICATION.

EIS-FR-2D

2 Hour Fire Rated Series Expansion Joint Slab-to-Slab (Double Side Silicone)



IMPORTANT LIFE SAFETY PRODUCT NOTE



LISTING DESIGN
(see page 3 chart)

2-HOUR FOAM SEAL FIRE BARRIER MUST BE INSTALLED IN A PROPERLY CONSTRUCTED 2-HOUR ENDURANCE RATED CONCRETE SLAB WITH AN OVERALL THICKNESS THAT COMPLIES WITH IBC TABLE 721.2.2.1 FOR "MINIMUM SLAB THICKNESS", BUT NOT LESS THAN 4.5-INCHES AT THE VERTICAL FACE OF THE JOINT OPENING. BARRIERS MUST BE INSTALLED IN STRICT ACCORDANCE WITH MM SYSTEMS PRODUCT INSTALLATION INSTRUCTIONS. CONTRACTOR MUST VERIFY PRIOR TO FABRICATION.

EIS-FR-2D

2 Hour Fire Rated Series Expansion Joint Slab-to-Wall (Double Side Silicone)



50 MM WAY
PENDERGRASS, GA. 30567
706-824-7500 PHONE
800-241-3460 TOLL FREE
706-824-7501 FAX

www.mm.systems

For Spec-Data, Install Guides, and other data visit www.mm-usa.com

RIGHTS OF DESIGN

All rights of design, detail, engineering and/or invention contained herein are the property of MM Systems and hereby reserved and are not to be reproduced or provided to any other party. MM Systems reserves the right to amend or withdraw any information contained herein without notice and will not be liable for any inaccuracy or ambiguity of said information.

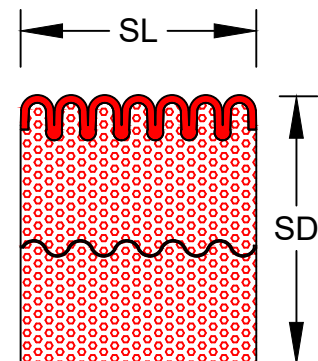
Expanding Impregnated Seal - 2 Hour Fire Rated Expansion Joint

EIS-FR-2D Series

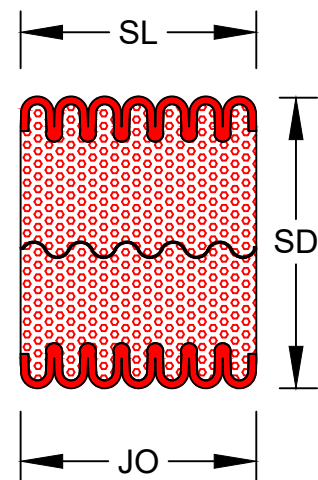
Drawn by: MVP	Scale: NTS	Drawing Number:
SHT. 2 OF 3	Issue Date: 11/20/2020	31652-02

(EIS-FR-2S) FIRE RATED SERIES EXPANSION JOINT MOVEMENT CHART

Model Number	UL Listing	Joint Opening (JO ^N)		Thermal / Seismic Movement (JO ^T)				Total (JO ^A)		Lateral		Vertical		Seal Depth (SD)	
		Nominal		Minimum		Maximum		Movement		Shear		Displacement			
EIS-FR-050-2S	FF-D-0148	0.50	13	0.250	6	0.750	19	0.50	13	0.50	13	0.50	13	4.00	102
EIS-FR-063-2S	FF-D-0148	0.63	16	0.315	8	0.945	24	0.63	16	0.63	16	0.63	16	4.00	102
EIS-FR-075-2S	FF-D-0148	0.75	19	0.375	10	1.125	29	0.75	19	0.75	19	0.75	19	4.00	102
EIS-FR-100-2S	FF-D-0148	1.00	25	0.500	13	1.500	38	1.00	25	1.00	25	1.00	25	4.00	102
EIS-FR-125-2S	FF-D-0148	1.25	32	0.625	16	1.875	48	1.25	32	1.25	32	1.25	32	4.00	102
EIS-FR-150-2S	FF-D-0148	1.50	38	0.750	19	2.250	57	1.50	38	1.50	38	1.50	38	4.00	102
EIS-FR-175-2S	FF-D-0148	1.75	44	0.875	22	2.625	67	1.75	44	1.75	44	1.75	44	4.00	102
EIS-FR-200-2S	FF-D-1204	2.00	51	1.000	25	3.000	76	2.00	51	2.00	51	2.00	51	4.00	102
EIS-FR-225-2S	FF-D-1204	2.25	57	1.125	29	3.375	86	2.25	57	2.25	57	2.25	57	4.00	102
EIS-FR-250-2S	FF-D-1204	2.50	64	1.250	32	3.750	95	2.50	64	2.50	64	2.50	64	4.00	102
EIS-FR-275-2S	FF-D-1204	2.75	70	1.375	35	4.125	105	2.75	70	2.75	70	2.75	70	4.00	102
EIS-FR-300-2S	FF-D-1204	3.00	76	1.500	38	4.500	114	3.00	76	3.00	76	3.00	76	4.00	102
EIS-FR-325-2S	FF-D-1206	3.25	83	1.625	41	4.875	124	3.25	83	3.25	83	3.25	83	4.00	102
EIS-FR-350-2S	FF-D-1206	3.50	89	1.750	44	5.250	133	3.50	89	3.50	89	3.50	89	4.00	102
EIS-FR-375-2S	FF-D-1206	3.75	95	1.875	48	5.625	143	3.75	95	3.75	95	3.75	95	4.00	102
EIS-FR-400-2S	FF-D-1206	4.00	102	2.000	51	6.000	152	4.00	102	4.00	102	4.00	102	4.00	102



SINGLE SIDE SILICONE



DOUBLE SIDE SILICONE

Please note that Joint Opening (JO) and Sight Line (SL) are one in the same for the EIS-FR Series.

Double side silicone not required for fire rating, but available for aesthetic purposes.

Cover plates are available as an option to protect the foam seals but are not mandatory for sizes above.

(EIS-FR-2D) FIRE RATED EXPANSION JOINT MOVEMENT CHART

Model Number	UL Listing	Joint Opening (JO ^N)		Thermal / Seismic Movement (JO ^T)				Total (JO ^A)		Lateral		Vertical		Seal Depth (SD)	
		Nominal		Minimum		Maximum		Movement		Shear		Displacement			
EIS-FR-425-2D	FF-D-1207	4.25	108	2.125	54	6.375	162	4.25	108	4.25	108	4.25	108	4.00	102
EIS-FR-450-2D	FF-D-1207	4.50	114	2.250	57	6.750	178	4.50	114	4.50	114	4.50	114	4.00	102
EIS-FR-475-2D	FF-D-1207	4.75	121	2.375	60	7.125	181	4.75	121	4.75	121	4.75	121	4.00	102
EIS-FR-500-2D	FF-D-1207	5.00	127	2.500	64	7.500	191	5.00	127	5.00	127	5.00	127	4.00	102

Dimension shown in **inches** (bold) and millimeters. Contact MM Systems for larger system sizes.

Double side silicone required to achieve fire rating for sizes above.

Cover plate required for 4.25 inch and larger.

Refer to the EIS-FR-2 AutoCAD file for individual seal drawings.



50 MM WAY
PENDERGRASS, GA. 30567
706-824-7500 PHONE
800-241-3460 TOLL FREE
706-824-7501 FAX

www.mm.systems

For Spec-Data, Install Guides, and other data visit www.mm-usa.com

RIGHTS OF DESIGN

All rights of design, detail, engineering and/or invention contained herein are the property of MM Systems and hereby reserved and are not to be reproduced or provided to any other party. MM Systems reserves the right to amend or withdraw any information contained herein without notice and will not be liable for any inaccuracy or ambiguity of said information.

Expanding Impregnated Seal - 2 Hour Fire Rated Expansion Joint

EIS-FR-2S & EIS-FR-2D Series

Drawn by:
MVP

Scale:
NTS

Drawing Number:

SHT. 3 OF 3

Issue Date:
11/20/2020

31652-03